

Name: _____



School Work Packet
Week of March 23, 2020

Dear Parents,

Attached you will find a packet of work for your child to complete this week. All of the attached work is review. Please continue to check class dojo for news and updates. If you have access to a computer and internet, I have also attached logins to websites/apps we use in the classroom daily. Below I have laid out a daily plan to guide you through the week.

Thank you for supporting your child's learning at home!

- Miss Coelho

Monday: Pages 4,5,6

Tuesday: Pages 7,8,9

Wednesday: Pages 10,11,12

Thursday: Pages 13, 14, 15

Friday: Pages 16, 17, 18

Nombre: _____

Paquete de trabajo escolar

Semana del 23 de marzo de 2020

Queridos padres,

Adjunto encontrará un paquete de trabajo para que su hijo complete esta semana. Todo el trabajo adjunto es revisión. Por favor continúe revisando el dojo de clase para noticias y actualizaciones Si tiene acceso a una computadora e Internet, también he adjuntado inicios de sesión a los sitios web / aplicaciones que usamos en el aula todos los días. A continuación, he presentado un plan diario para guiarlo durante la semana.

¡Gracias por apoyar el aprendizaje de su hijo en casa!

- Miss Coelho

Lunes: Pages 4,5,6

Martes: Pages 7,8,9

Miércoles: Pages 10,11,12

Jueves: Pages 13, 14, 15

Viernes: Pages 16, 17, 18

Website Logins/Inicios de sesión del sitio web

Dear Parents,

Below you will find the logins for different websites we use in our classroom daily. If you are able to access a computer/internet please have your child complete a minimum of 20 minutes on one or a variety of these online resources daily.

Queridos padres,

A continuación encontrará los inicios de sesión para los diferentes sitios web que usamos en nuestro salón de clases todos los días. Si puede acceder a una computadora / internet, haga que su hijo complete diariamente un mínimo de 20 minutos en uno o en una variedad de estos recursos en línea.

Websites:

Teach your monster to read - Go to <http://www.teachyourmonstertoread.com/u/4684988> -> type in name of scholar

IXL - Go to www.ixl.com -> go to the sign in box at the top of the website -> username is firstnamelastname377 -> password is coelho123

Example Login for IXL - username: caitlyncoelho377 password: coelho123

Read Theory - Go to www.readtheory.org -> click login at the top right of the screen -> username is firstnamelastname -> password is coelho123

Example Login for Read Theory - username: caitlyncoelho password: coelho123

Epic!d - Go to www.getepic.com/signin -> click students/educators -> type in class code PSG4990 -> click name of scholar

Apps for tablets/phones

Teach your monster to read app: When logging in, set  (star code) to 4684988

EPIC! - Same login process as above

IXL - Same login process as above

Monday March 23, 2020

Writing Prompt: Would you rather live in a very hot place or a very cold place? Hot places have beaches and lots of sunshine. Cold places have lots of snow and people wear hats! Remember to give at least three reasons why you would rather live in that place.

Sentence Starter: I would rather live in a _____ place because _____

The main idea of a story is what the whole story is mostly about. The details are small pieces of information that make the story more interesting.

Listen to this story. Think about what the whole story is mostly about.

Luca's grandpa lives on a farm. His grandpa has a big garden, and many animals. When Luca was little, he was afraid of the chickens. When he helped his grandpa feed the chickens, the chickens chased him, crying, "Cluck, cluck, cluck!" But his grandpa showed him how to shoo the chickens away with his hand, saying, "Shoo chicks, shoo chicks!" Luca still doesn't like the chickens much, but he isn't afraid of them now. He feels very grown up.

1. What is this whole story mostly about? Circle your answer.

- A. Grandpa's garden
- B. Luca and the chickens
- C. Luca's favorite animal

2. Which of these is a small piece of information from the story that makes the story more interesting? Circle your answer.

- A. Luca drew a picture of the farm.
- B. Luca helped pick the vegetables.
- C. The chickens said "Cluck, cluck, cluck!"

3. Where does Luca's grandpa live?

- A. On a farm
- B. In the city
- C. In a barn

Solve all equations on the page

$$\begin{array}{r} 9 \\ - 7 \\ \hline \end{array}$$

$$\begin{array}{r} 14 \\ - 9 \\ \hline \end{array}$$

$$\begin{array}{r} 16 \\ - 9 \\ \hline \end{array}$$

$$\begin{array}{r} 10 \\ - 7 \\ \hline \end{array}$$

$$\begin{array}{r} 13 \\ - 4 \\ \hline \end{array}$$

$$\begin{array}{r} 9 \\ - 4 \\ \hline \end{array}$$

$$\begin{array}{r} 15 \\ - 5 \\ \hline \end{array}$$

$$\begin{array}{r} 9 \\ - 8 \\ \hline \end{array}$$

$$\begin{array}{r} 13 \\ - 3 \\ \hline \end{array}$$

$$\begin{array}{r} 15 \\ - 4 \\ \hline \end{array}$$

$$\begin{array}{r} 7 \\ - 5 \\ \hline \end{array}$$

$$\begin{array}{r} 15 \\ - 9 \\ \hline \end{array}$$

$$\begin{array}{r} 9 \\ - 7 \\ \hline \end{array}$$

$$\begin{array}{r} 14 \\ - 7 \\ \hline \end{array}$$

$$\begin{array}{r} 10 \\ - 6 \\ \hline \end{array}$$

$$\begin{array}{r} 11 \\ - 3 \\ \hline \end{array}$$

$$\begin{array}{r} 9 \\ - 8 \\ \hline \end{array}$$

$$\begin{array}{r} 12 \\ - 6 \\ \hline \end{array}$$

$$\begin{array}{r} 8 \\ - 5 \\ \hline \end{array}$$

$$\begin{array}{r} 16 \\ - 8 \\ \hline \end{array}$$

Tuesday March 24, 2020

Writing Prompt: Write about what you would like to do for your next birthday.

Explain why you would like to do that.

Sentence Starter: For my next birthday I would like to

Listen to this story. Think about what the whole story is mostly about.

Alex's grandpa lives in a big city, on the 18th floor of an apartment building. From his grandpa's windows, Alex can see the whole city. Alex used to be afraid to look out the windows, because they were up so high. But his grandpa would sit with Luca, and point out all the interesting things in the city. Now Luca likes to look out his grandpa's windows. He can see the library, and the train station, and the park. He feels very grown up.

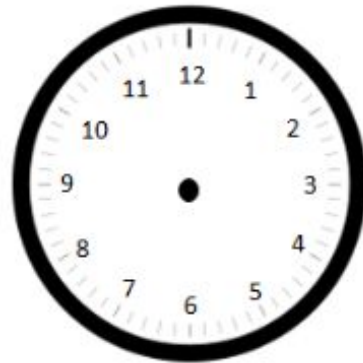
1. What is this whole story mostly about? Circle your answer.
 - A. Alex takes a train ride
 - B. Alex rides the elevator
 - C. Alex and his grandpa's windows

2. Which of these is a small piece of information from the story that makes the story more interesting? Circle your answer.
 - A. Grandpa's apartment is on the 18th floor.
 - B. The train station is a busy place.
 - C. There is an elevator in Alex's grandpa's building.

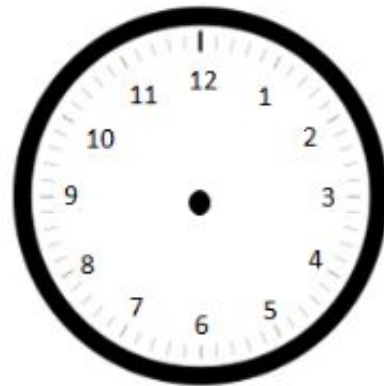
3. Where does Alex's grandpa live?
 - A. In a school
 - B. In a city
 - C. On a far

Directions: Draw the hands on the analog clock to match the time shown on the digital clock.

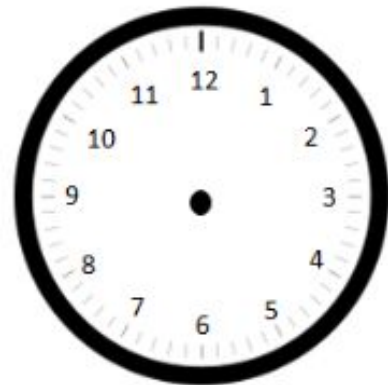
1. 12:45 PM



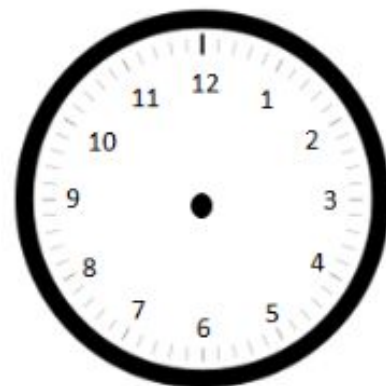
2. 5:15 AM



3. 3:30 PM



4. 8:05 AM



Writing Prompt: If you could go on a vacation anywhere in the world, where would you go? Why would you go there? What would you do there?

Sentence Starter: If I could go anywhere in the world I would go to...

Sequencing is putting things in order, from first to last.

Directions: Here are some examples. Write the number 1 in the box beside what happened first. Write the number 2 in the box beside what happens second. Write the number 3 in the box beside what happens third. Write the number 4 in the box beside what happens last.

What happened first, second, third, and fourth? 1, 2, 3, or 4?

Event	1, 2, 3, or 4?
Troy put his dog's dish on the floor, and called, "Rex! Here, boy! Dinner!"	
Troy opened the bag of dog food, and took out the scoop.	
Troy put two scoops of dog food into his dog's dish.	
Troy took his dog's dish and food out of the cabinet.	

What happened first, second, third, and fourth? 1, 2, 3, or 4?

Event	1, 2, 3, or 4?
Troy said, "Good boy, Rex!" and picked up Rex's empty food dish.	
Rex ate a whole dish of food, and then took a long drink of water from his water dish.	
Troy put Rex's food dish and the bag of food back in the cabinet, and went outside with Rex to play.	
Rex ran into the kitchen, wagging his long fluffy tail.	

Making a prediction is guessing what happened next.

Granny Fox Gives Reddy a Scare By Thornton W. Burgess Reddy Fox lived with Granny Fox in the Green Meadows. Granny Fox was the wisest, slyest fox in all the countryside, and she thought it was time that Reddy started to learn some things that every fox should know. So she taught him how to steal Farmer John's chickens without waking Bowser the Hound. And she taught him all kinds of ways to fool a dog. Today Granny Fox was taking Reddy through the Green Forest. Reddy had never been that far from home, and he wondered where they were going. They came to a railroad track, and trotted along on it for a while until they came to a long bridge. At the edge of the bridge, Reddy looked down at the river far below. It made him feel dizzy. When he looked up, Granny Fox was running lightly across the bridge.

1. Use what has happened in the story so far to guess what will happen next. Circle the letter of the prediction you choose.

- A. Reddy takes a deep breath, and runs after Granny Fox.
- B. Reddy is too afraid to go across the bridge.
- C. Reddy falls through the bridge, and into the river.

"Come across," Granny Fox called to Reddy. But Reddy was afraid. He was afraid to put one foot on that long bridge. He was afraid he would fall through it and into the water below. Granny Fox ran back to him. She sat down beside him. "Shame on you," she said. "What are you afraid of? Just don't look down. Come on. Just follow me." But Reddy couldn't do it. He just sat there beside Granny and let out a little whimper. Suddenly, Granny Fox sprang to her feet, as if in great fright. "Bowser the Hound, Reddy! Come, Reddy, come!" And she started across the bridge as fast as she could go.

2. Use what has happened in the story so far to guess what will happen next. Circle the letter of the prediction you choose.

- A. Reddy is still too afraid, so Granny comes back and carries him across.
- B. Reddy runs away from the bridge, and hides in the forest.
- C. Reddy doesn't stop to think, he just runs across the bridge.

Friday March 27, 2020

Writing Prompt: What is something that makes you ANGRY? Why does it make you angry?

Sentence Starter: Something that makes me angry is _____ because _____

As you read this story, look for the main idea of each paragraph.

Anthony's teacher, Mr. Rivera, gave the class a different kind of homework assignment. The assignment was to watch the weather report on television every night for a week. Mr. Rivera told the students some things to listen for as they watched each night's report. He also gave them a worksheet to fill out while they watched.

Mr. Rivera said to look at the large weather map that they would see behind the weather reporter. He told them that they might see a large blue line or a large red line on the map. There might be both a blue line and a red line. He said that a blue line is a high pressure area that usually brings dry weather. A red line is a low pressure area that usually brings wet weather. When blue and red lines meet, there usually is stormy weather on the way.

On the worksheet there was a box to fill in with the expected high temperature for the next day. There were other boxes to check if it was expected to rain, or to be cloudy, or to be windy.

Anthony watched the weather report and filled in the worksheet each night. He noticed that the next day was usually a lot like the report said it would be. One day's weather map showed a blue line right next to a red line, and the next day there was a rainstorm. Anthony decided that he liked this kind of homework assignment.

1. What is the main idea of the first paragraph?

- A. Anthony's teacher is Mr. Rivera.
- B. Anthony's homework was to watch the weather report for a week.
- C. Anthony likes to watch the weather report on television.

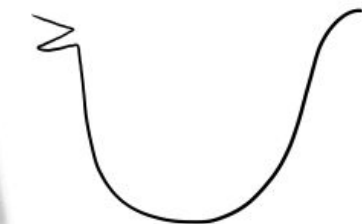
2. What is the main idea of the second paragraph?

- A. Mr. Rivera told the students what to watch for on the weather report.
- B. Mr. Rivera said the blue lines usually bring dry weather.
- C. Mr. Rivera said to look at the weather map behind the reporter.


— How to Draw a Dragon —




Start in the middle of the page!



1. Start with a sideways "V" for the mouth, followed by a large "U" shape to form the belly and tail. Connect the bottom of the mouth to the "U" for the chin.



2. From the top of the "V" draw a small bump for the nose, and a large bump for the head. Continue the line in a shallow "U" shape until it reaches the tail.



3. Add a triangle for the tip of the tail. Draw a set of wide legs at the bottom (erase where the dotted line is.) Draw a small set of arms below the mouth (erase where the dotted line is.) At the top of the body, draw an outline for the wing.



4. At this point you can finish the wing by connecting the ends with small curved lines. You can complete your dragon however you would like. Horns can be added to the head, sharp teeth added in the mouth, expressive eyes, small "U" shaped scales all over the body, and even fire coming out of the mouth!

You can use this guide for the [DSS Dragon on the Roof](#) & [How to Draw a Dragon](#) lessons!





1. DRAW A CIRCLE AND TWO DOTS NEAR THE MIDDLE OF YOUR PAPER. ADD A NOSE AND MOUTH.



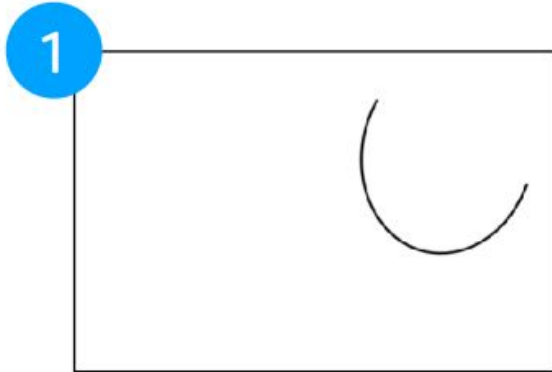
2. DRAW A BIG UPSIDE-DOWN "U" FOR THE BODY, AND TWO SMALLER ONES FOR THE ARMS.

3. ADD EARS AND CLAWS. AND USE DOTS TO GIVE YOUR POLAR BEAR FORM.




ART FROM CANADA


Polar Bear
DRAWING GUIDE
DEEP SPACE SPARKLE



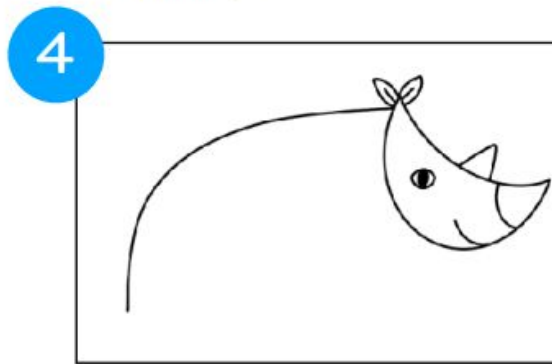
On the right side of the paper, draw a large "U" shape that starts high and ends about halfway up the paper.




Connect the ends of the "U" with a slightly curved line. This creates a crescent shape.



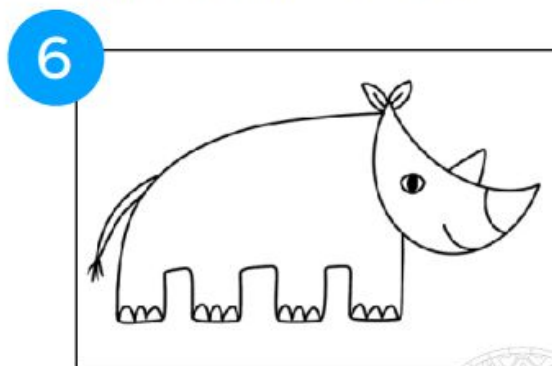
Draw a curved line across the end of the crescent for the horn. Add ears, an eye and a mouth.



Add a second horn near the middle of the head. Draw a curve from the ears towards the paper's bottom corner.



Draw four legs.



Add a tail and bumpy-line toenails.

Rhino DRAWING GUIDE

